

ETA: 1000
 ETD: 2000

AIDAPERIA - Pax: 4350
 300/8,25

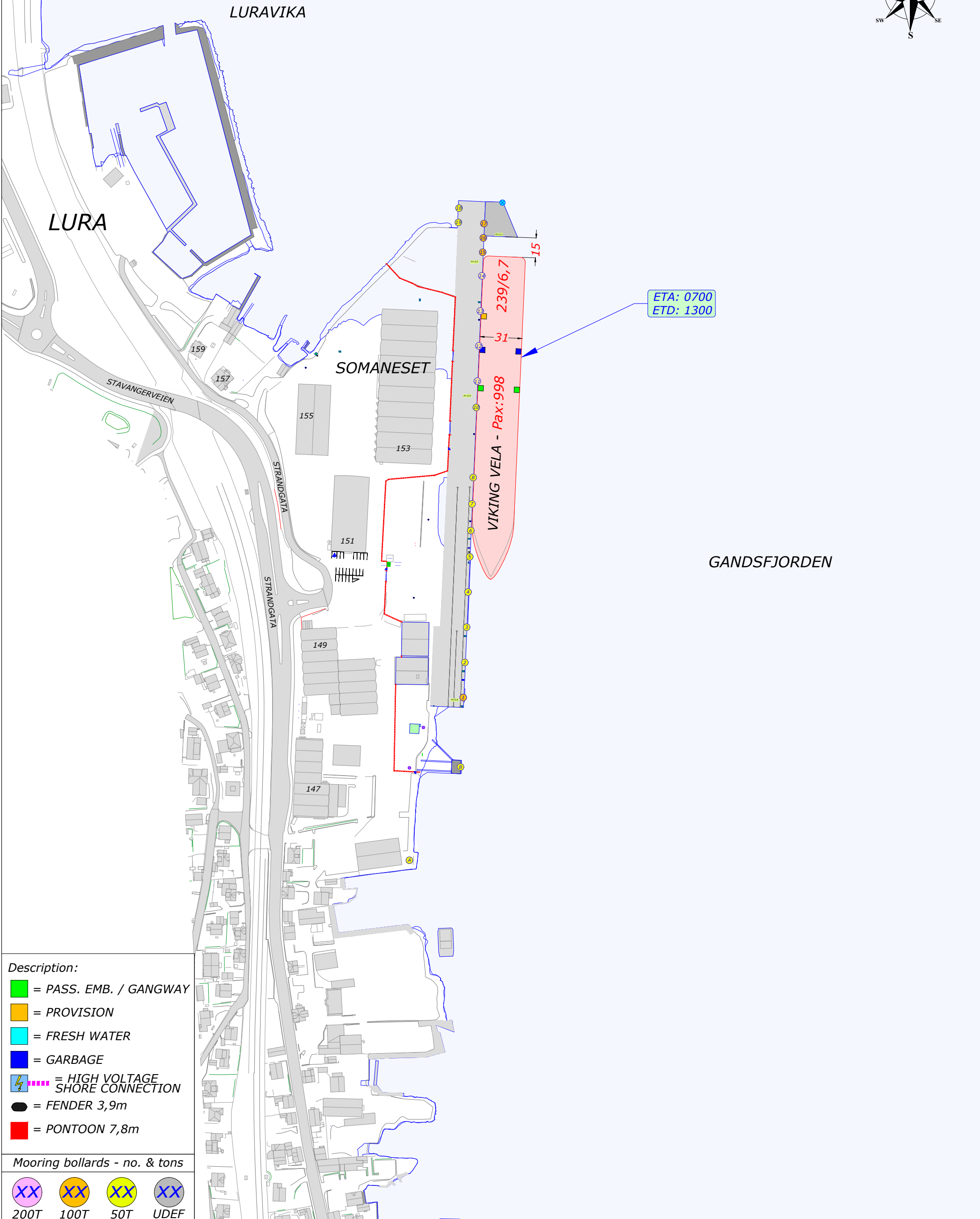
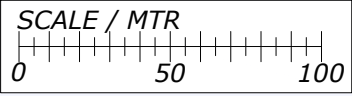
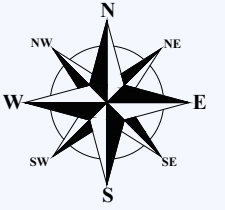
VÅGEN

Description:

- = PASS. EMB. / GANGWAY
- = PROVISION
- = FRESH WATER
- = GARBAGE
- ⚡ = HIGH VOLTAGE SHORE CONNECTION
- = FENDER 3,9m
- = PONTOON 7,8m

Mooring bollards - no. & tons

- XX 200T
- XX 100T
- XX 50T
- XX UDEF



- Description:**
- = PASS. EMB. / GANGWAY
 - = PROVISION
 - = FRESH WATER
 - = GARBAGE
 - ⚡ = HIGH VOLTAGE SHORE CONNECTION
 - = FENDER 3,9m
 - = PONTOON 7,8m

- Mooring bollards - no. & tons**
- XX 200T
 - XX 100T
 - XX 50T
 - XX UDEF